

PRE-SHARESHOLDING OF PRAVEG LIMITED AS ON 30/09/2023

General information about company	
Scrip code	531637
NSE Symbol	
MSEI Symbol	
ISIN	INE722B01019
Name of the company	Praveg Limited
Whether company is SME	No
Class of Security	Equity Shares
Type of report	Capital Restructuring
Quarter Ended / Half year ended/Date of Report (For Prelisting / Allotment)	30-09-2023
Date of allotment / extinguishment (in case Capital Restructuring selected) / Listing Date	
Shareholding pattern filed under	Regulation 31 (1) (c)
Whether the listed entity is Public Sector Undertaking (PSU)?	No



Sr. No.	Particular	Yes/No	Promoter and Promoter Group	Public shareholder	Non Promoter- Non Public
1	Whether the Listed Entity has issued any partly paid up shares?	No	No	No	No
2	Whether the Listed Entity has issued any Convertible Securities ?	No	No	No	No
3	Whether the Listed Entity has issued any Warrants ?	Yes	No	Yes	No
4	Whether the Listed Entity has any shares against which depository receipts are issued?	No	No	No	No
5	Whether the Listed Entity has any shares in locked-in?	Yes	Yes	Yes	No
6	Whether any shares held by promoters are pledge or otherwise encumbered?	No	No		
7	Whether company has equity shares with differential voting rights?	No	No	No	No
8	Whether the listed entity has any significant beneficial owner?	No			




Table I - Summary Statement holding of specified securities

Note : Data will be automatically populated from shareholding pattern sheet - Data Entry Restricted in this sheet


Category (I)	Category of shareholder (II)	Nos. Of shareholders (III)	No. of fully paid up equity shares held (IV)	No. Of Partly paid-up equity shares held (V)	No. Of shares underlying Deposit ory Receipts (VI)	Total nos. shares held (VII) = (IV)+(V)+ (VI)	Shareholding as a % of total no. of shares (calculate d as per SCRR, 1957) (VIII) As a % of (A+B+C2)	Number of Voting Rights held in each class of securities (IX)			No. Of Shares Underlying Outstanding convertible securities (X)	No. of Shares Underlying Outstanding Warrants (Xi)	No. Of Shares Underlying Outstanding convertible securities and No. Of Warrants (Xi) (a)	Shareholding, as a % assuming full conversion of convertible securities (as a percentage of diluted share capital) (XI)= (VII)+(X) As a % of (A+B+C2)	Number of Locked in shares (XII)		Number of Shares pledged or otherwise encumbered (XIII)		Number of equity shares held in dematerialized form (XIV)	Sub-categorization of shares			
								No of Voting (XIV) Rights							Total as a % of (A+B+C)	No. (a)	As a % of total Shares held (b)	No. (a)		As a % of total Shares held (b)	Shareholding (No. of shares) under		
								Class eg: X	Class eg:y	Total											Sub- category (i)	Sub- category (ii)	Sub- category (iii)
(A)	Promoter & Promoter Group	10	12453592			12453592	55.01	12453592		12453592	55.01			52.90	1988890	15.97			12453592				
(B)	Public	13268	10185996			10185996	44.99	10185996		10185996	44.99		903025	903025	47.10	1364236	13.39		10185996	0	0	0	
(C)	Non Promoter- Non Public																						
(C1)	Shares underlying DRs																						
(C2)	Shares held by Employee Trusts																						
	Total	13278	22639588			22639588	100	22639588		22639588	100.00		903025	903025	100	3353126	14.81		22639588	0	0	0	




Sr.	Category & Name of the Shareholders (I)	Nos. Of shareholders (III)	No. of fully paid up equity shares held (IV)	No. Of Partly paid-up equity shares held (V)	No. Of shares underlying Depository Receipts (VI)	Total nos. shares held (VII) = (IV)+(V)+(VI)	Shareholding as a % of total no. of shares (calculated as per SCRR, 1957) (VIII) As a % of (A+B+C2)	Number of Voting Rights held in each class of securities (IX)				No. Of Shares Underlying Outstanding Warrants (Xi)	No. Of Shares Underlying convertible securities and No. Of Warrants (Xi) (a)	Shareholding, as a % assuming full conversion of convertible securities (as a percentage of diluted share capital) (XI)= (VII)+(X) As a % of (A+B+C2)	Number of Locked in shares (XII)		Number of Shares pledged or otherwise encumbered (XIII)		Number of equity shares held in dematerialized form (XIV)	Sub-categorization of shares			
								No of Voting (XIV) Rights			Total as a % of Total Voting rights				No.		As a % of total Shares held (b)	No. (a)		As a % of total Shares held (b)	Shareholding (No. of shares) under		
								Class eg: X	Class eg: Y	Total					Sub-category (i)	Sub-category (ii)					Sub-category (iii)		

A Table II - Statement showing shareholding pattern of the Promoter and Promoter Group																				
(1) Indian																				
(a)	Individuals/Hindu undivided Family	10	12453592			12453592	55.01	12453592		12453592	55.01			52.90	1988890	15.97			12453592	
(b)	Central Government/ State Government(s)																			
(c)	Financial Institutions/ Banks																			
(d)	Any Other (specify)																			
	Sub-Total (A)(1)	10	12453592			12453592	55.01	12453592		12453592	55.01			52.90	1988890	15.97			12453592	
(2) Foreign																				
(a)	Individuals (NonResident Individuals/ Foreign Individuals)																			
(b)	Government																			
(c)	Institutions																			
(d)	Foreign Portfolio Investor																			
(e)	Any Other (specify)																			
	Sub-Total (A)(2)																			
	Total Shareholding of Promoter and Promoter Group	10	12453592			12453592	55.01	12453592		12453592	55.01			52.90	1988890	15.97			12453592	
Details of Shares which remain unclaimed for Promoter & Promoter Group																				

Details of Shares which remain unclaimed for Promoter & Promoter Group																				
B	Table III - Statement showing shareholding pattern of the Public shareholder										Note : Kindly show details of shareholders having more than one percentage of total no of shares. Please refer software manual.									
(1)	Institutions (Domestic)																			
(a)	Mutual Funds																			
(b)	Venture Capital Funds																			
(c)	Alternate Investment Funds																			
(d)	Banks	1	7400			7400	0.03	7400		7400	0.03			0	0	0.03		0	0.00	
(e)	Insurance Companies																			
(f)	Provident Funds/ Pension Funds																			
(g)	Asset reconstruction companies																			
(h)	Sovereign Wealth Funds																			
(i)	NBFCs registered with RBI																			
(j)	Other Financial Institutions																			
(k)	Any Other (specify)																			
	Sub-Total (B)(1)	1	7400			7400	0.03	7400		7400	0.03			0	0	0.03		0	0.00	
(2)	Institutions (Foreign)																			



Sr.	Category & Name of the Shareholders (I)	Nos. Of shareholders (III)	No. of fully paid up equity shares held (IV)	No. Of Partly paid-up equity shares held (V)	No. Of shares underlying Depository Receipts (VI)	Total nos. shares held (VII) = (IV)+(V)+(VI)	Shareholding as a % of total no. of shares (calculated as per SCRR, 1957) (VIII) As a % of (A+B+C2)	Number of Voting Rights held in each class of securities (IX)			No. Of Shares Underlying Outstanding convertible securities (X)	No. of Shares Underlying Warrants (Xi)	No. Of Shares Underlying convertible securities and No. Of Warrants (Xi) (a)	Shareholding, as a % assuming full conversion of convertible securities (as a percentage of diluted share capital) (XI)= (VII)+(X) As a % of (A+B+C2)	Number of Locked in shares (XII)		Number of Shares pledged or otherwise encumbered (XIII)		Number of equity shares held in dematerialized form (XIV)	Sub-categorization of shares			
								No of Voting (XIV) Rights							Total as a % of Total Voting rights	No. (a)	As a % of total Shares held (b)	No. (a)		As a % of total Shares held (b)	Shareholding (No. of shares) under		
								Class eg: X	Class eg: Y	Total											Sub-category (i)	Sub-category (ii)	Sub-category (iii)
(a)	Foreign Direct Investment																						
(b)	Foreign Venture Capital Investors																						
(c)	Sovereign Wealth Funds																						
(d)	Foreign Portfolio Investors Category I	7	1134109			1134109	5.01	1134109	1134109	5.01		0	0	4.82	0	0.00			1134109	0	0	0	0
(e)	Foreign Portfolio Investors Category II	2	28990			28990	0.13	28990	28990	0.13		0	0	0.12	0	0.00			28990	0	0	0	0
(f)	Overseas Depositories (holding DRs) (balancing figure)																						
(g)	Any Other (specify)																						
Sub-Total (B)(2)		9	1163099			1163099	5.14	1163099	1163099	5.14		0	0	4.94	0	0.00			1163099	0	0	0	0
(3) Central Government / State Government(s)																							
(a)	Central Government / President of India																						
(b)	State Government / Governor																						
(c)	Shareholding by Companies or Bodies Corporate where Central / State Government is a promoter																						
Sub-Total (B)(3)																							
(4) Non-institutions																							
(a)	Associate companies / Subsidiaries																						
(b)	Directors and their relatives (excluding independent directors and nominee directors)																						
(c)	Key Managerial Personnel																						
(d)	Relatives of promoters (other than 'immediate relatives' of promoters disclosed under 'Promoter and Promoter Group' category)																						
(e)	Trusts where any person belonging to 'Promoter and Promoter Group' category is 'trustee', 'beneficiary', or 'author of the trust'																						
(f)	Investor Education and Protection Fund (IEPF)																						
(g)	Resident Individuals holding nominal share capital up to Rs. 2 lakhs	12492	3749898			3749898	16.56	3749898	3749898	16.56		0	0	15.93	42147	1.12			3749898	0	0	0	0
(h)	Resident Individuals holding nominal share capital in excess of Rs. 2 lakhs	45	2141152			2141152	9.46	2141152	2141152	9.46		675000	675000	11.96	960144	44.84			2141152	0	0	0	0
(i)	Non Resident Indians (NRIs)	206	1559316			1559316	6.89	1559316	1559316	6.89		0	0	6.62	223001	14.30			1559316	0	0	0	0
(j)	Foreign Nationals																						



Sr.	Category & Name of the Shareholders (I)	Nos. Of shareholders (III)	No. of fully paid up equity shares held (IV)	No. Of Partly paid-up equity shares held (V)	No. Of shares underlying Depository Receipts (VI)	Total nos. shares held (VII) = (IV)+(V)+(VI)	Shareholding as a % of total no. of shares (calculated as per SCRR, 1957) (VIII) As a % of (A+B+C2)	Number of Voting Rights held in each class of securities (IX)			No. Of Shares Underlying Outstanding Warrants (Xi)	No. Of Shares Underlying convertible securities and No. Of Warrants (Xi) (a)	Shareholding, as a % assuming full conversion of convertible securities (as a percentage of diluted share capital) (XI)= (VII)+(X) As a % of (A+B+C2)	Number of Locked in shares (XII)		Number of Shares pledged or otherwise encumbered (XIII)		Number of equity shares held in dematerialized form (XIV)	Sub-categorization of shares			
								No of Voting (XIV)Rights						Total as a % of Total Voting rights	Shareholding (No. of shares) under							
								Class eg: X	Class eg:Y	Total					Sub-category (i)	Sub-category (ii)	Sub-category (iii)					
(k)	Foreign Companies																					
(l)	Bodies Corporate	146	881501			881501	3.89	881501		881501	3.89		0	0	3.74	66969	7.60		881501	0	0	0
(m)	Any Other (specify)	369	683630			683630	3.02	683630		683630	3.02		228025	228025	3.87	71975	10.53		683630	0	0	0
	Sub-Total (B)(4)	13258	9015497			9015497	39.82	9015497		9015497	39.82		903025	903025	42.13	1364236	15.13		9015497	0	0	0
	Total Public Shareholding (B)=(B)(1)+(B)(2)+(B)(3)+(B)(4)	13268	10185996			10185996	44.99	10185996		10185996	44.99		903025	903025	47.10	1364236	13.39		10185996	0	0	0
	Details of the shareholders acting as persons in Concert for Public																					
	Details of Shares which remain unclaimed for Public																					
C Table IV - Statement showing shareholding pattern of the Non Promoter- Non Public shareholder																						
(1)	Custodian/DR Holder - Name of DR Holders (If Available)																					
(2)	Employee Benefit Trust / Employee Welfare Trust under SEBI (Share Based Employee Benefits and Sweat Equity) Regulations, 2021																					
	Total NonPromoter- Non Public Shareholding																					
	Total (A+B+C2)	13278	22639588			22639588	100.00	22639588		22639588	100.00		903025	903025	100.00	3353126	14.81		22639588	0	0	0
	Total (A+B+C)	13278	22639588			22639588	100.00	22639588		22639588	100.00		903025	903025	100.00	3353126	14.81		22639588	0	0	0



Searial No.	Name of the Shareholders (I)	PAN (II)	No. of fully paid up equity shares held (IV)	No. Of Partly paid-up equity shares held (V)	No. Of shares underlying Depository Receipts (VI)	Total nos. shares held (VII) = (IV)+(V)+(VI)	Shareholding as a % of total no. of shares (calculated as per SCRR, 1957) (VIII) As a % of (A+B+C2)	Number of Voting Rights held in each class of securities (IX)			No. Of Shares Underlying Outstanding convertible securities (X)	No. of Shares Underlying Outstanding Warrants (Xi)	No. Of Shares Underlying Outstanding convertible securities and No. Of Warrants (Xi) (a)	Shareholding, as a % assuming full conversion of convertible securities (as a percentage of diluted share capital) (XI)= (VII)+(Xi)(a) As a % of (A+B+C2)	Number of Locked in shares (XII)		Number of Shares pledged or otherwise encumbered (XIII)		Number of equity shares held in dematerialized form (XIV)	Reason for not providing PAN	Shareholder type
								No of Voting (XIV) Rights							Total as a % of Total Voting rights						
								Class eg:X	Class eg:y	Total											
A1(a)	Individuals/Hindu undivided Family																				
1	PARASKUMAR MANEKLAL PATEL	AHIPP8107A	4794491			4794491	21.18	4794491	4794491	21.18				20.37	444445	9.27			4794491		Promoter
2	SUNITA P PATEL	AKYPP2312C	0			0	0.00	0	0	0.00				0.00	0	0.00			0		Promoter Group
3	PRANAY PARASKUMAR PATEL	DCLPP4372L	0			0	0.00	0	0	0.00				0.00	0	0.00			0		Promoter Group
4	VISHNUKUMAR VITTHALDAS PATEL	AAUPP1600P	4351847			4351847	19.22	4351847	4351847	19.22				18.48	444445	10.21			4351847		Promoter
5	VISHNUKUMAR VITTHALDAS PATEL HUF	AACHP5059A	20640			20640	0.09	20640	20640	0.09				0.09	0	0.00			20640		Promoter Group
6	ASHABEN VISHNUKUMAR PATEL	AHLPP1953D	2170281			2170281	9.59	2170281	2170281	9.59				9.22	0	0.00			2170281		Promoter Group
7	HARSH VISHNUBHAI PATEL	BXNPP9178H	13333			13333	0.06	13333	13333	0.06				0.06	0	0.00			13333		Promoter Group
8	ZALAK BIPINCHANDRA PATEL	CSAPP4269C	3000			3000	0.01	3000	3000	0.01				0.01	0	0.00			3000		Promoter Group
9	PATEL KAMLABEN VITTHALBHAI	AKWPP0163F	600000			600000	2.65	600000	600000	2.65				2.55	600000	100.00			600000		Promoter Group
10	PATEL VITTHALBHAI DWARKABHAI	AFYPP7165C	500000			500000	2.21	500000	500000	2.21				2.12	500000	100.00			500000		Promoter Group
	Total		12453592			12453592	55.01	12453592	12453592	55.01				52.90	1988890	15.97			12453592		



Searial No.	Name of the Shareholders (I)	PAN (II)	No. of fully paid up equity shares held (IV)	No. Of Partly paid-up equity shares held (V)	No. Of shares underlying Depository Receipts (VI)	Total nos. shares held (VII) = (IV)+(V)+(VI)	Shareholding as a % of total no. of shares (calculated as per SCRR, 1957) (VIII) As a % of (A+B+C2)	Number of Voting Rights held in each class of securities (IX)			No. Of Shares Underlying Outstanding convertible securities (X)	No. of Shares Underlying Outstanding Warrants (Xi)	No. Of Shares Underlying Outstanding convertible securities and No. Of Warrants (Xi) (a)	Shareholding , as a % assuming full conversion of convertible securities (as a percentage of diluted share capital) (XI)= (VII)+(X) As a % of (A+B+C2)	Number of Locked in shares (XII)		Number of equity shares held in dematerialized form (XIV)	Reason for not providing PAN	Sub-categorization of shares			
								No of Voting (XIV) Rights							Total as a % of Total Voting rights	Shareholding (No. of shares) under						
								Class eg: X	Class eg:y	Total						Sub-category (i)			Sub-category (ii)	Sub-category (iii)		
B2(d) Foreign Portfolio Investors Category I																						
Disclosure of shareholder holding more than 1% of total number of shares																						
1	IEGFL- MULTI OPPORTUNITY	AAFCI9293P	299762			299762	1.32	299762		299762	1.32		0	0	1.27	0	0.00	299762		0	0	0
2	SAGEONE- FLAGSHIP GROWTH 2 FUND	ABBT56871M	325000			325000	1.44	325000		325000	1.44		0	0	1.38	0	0.00	325000		0	0	0
	Total		624762			624762	2.76	624762		624762	2.76		0	0	2.65	0	0.00	624762		0	0	0



Searial No.	Category	Category / More than 1 percentage	Name of the Shareholders (I)	PAN (II)	No. of the Shareholders (I)	No. of fully paid up equity shares held (IV)	No. Of Partly paid-up equity shares held (V)	No. Of shares underlying Depository Receipts (VI)	Total nos. shares held (VII) = (IV)+(V)+(VI)	Shareholding as a % of total no. of shares (calculated as per SCRR, 1957) (VIII) As a % of (A+B+C2)	Number of Voting Rights held in each class of securities (IX)			No. Of Shares Underlying Outstanding convertible securities (X)	No. of Shares Underlying Outstanding Warrants (Xi)	No. Of Shares Underlying Outstanding convertible securities and No. Of Warrants (Xi) (a)	Shareholding, as a % assuming full conversion of convertible securities (as a percentage of diluted share capital) (XI)= (VII)+(X) As a % of (A+B+C2)	Number of Locked in shares (XII)		Number of equity shares held in dematerialized form (XIV)	Reason for not providing PAN	Sub-categorization of shares			
											No of Voting (XIV) Rights							Total as a % of Total Voting rights	Shareholding (No. of shares) under						
											Class eg: X	Class eg: Y	Total						Sub-category (i)			Sub-category (ii)	Sub-category (iii)		
B4(m)	Any Other (specify)																								
1	LLP	Category			31	182805			182805	0.81	182805		182805	0.81		28025	28025	0.90	71975	39.37	182805		0	0	0
2	Director or Director's Relatives	Category			3	1661			1661	0.01	1661		1661	0.01		0	0	0.01	0	0.00	1661		0	0	0
3	HUF	Category			327	473640			473640	2.09	473640		473640	2.09	200000	200000	2.86	0	0.00	473640		0	0	0	
4	Trusts	Category			8	25524			25524	0.11	25524		25524	0.11		0	0	0.11	0	0.00	25524		0	0	0
	Total				369	683630			683630	3.02	683630		683630	3.02		228025	228025	3.88	71975	10.53	683630		0	0	



Searial No.	Name of the Shareholders (I)	PAN (II)	No. of fully paid up equity shares held (IV)	No. Of Partly paid up equity shares held (V)	No. Of shares underlying Depository Receipts (VI)	Total nos. shares held (VII) = (IV)+(V)+(VI)	Shareholding as a % of total no. of shares (calculated as per SCRR, 1957) (VIII) As a % of (A+B+C2)	Number of Voting Rights held in each class of securities (IX)			No. Of Shares Underlying Outstanding convertible securities (X)	No. of Shares Underlying Outstanding Warrants (XI)	No. Of Shares Underlying Outstanding convertible securities and No. Of Warrants (XI) (a)	Shareholding, as a % assuming full conversion of convertible securities (as a percentage of diluted share capital) (XI)=(VII)+(X) As a % of (A+B+C2)	Number of Locked in shares (XII)		Number of equity shares held in dematerialized form (XIV)	Reason for not providing PAN	Sub-categorization of shares			
								No of Voting (XIV) Rights							Total as a % of Total Voting rights	Shareholding (No. of shares) under						
								Class eg: X	Class eg: y	Total						Sub-category (i)			Sub-category (ii)	Sub-category (iii)		
B4(h)	Individuals - ii. Individual shareholders holding nominal share capital in excess of Rs. 2 lakhs.																					
Disclosure of shareholder holding more than 1% of total number of shares																						
1	HITESHKUMAR RASIKLAL SHAH	ACYPS6179E	272144			272144	1.20	272144		272144	1.20		0	0	1.16	272144	100.00	272144		0	0	0
2	PROBI PRAVINBHAI PATEL	AICPP9403G	307797			307797	1.36	307797		307797	1.36		0	0	1.31	0	0.00	307797		0	0	0
	Total		579941			579941	2.56	579941		579941	2.56		0	0	2.46	272144	46.93	579941		0	0	0



Searial No.	Name of the Shareholders (I)	PAN (II)	No. of fully paid up equity shares held (IV)	No. Of Partly paid-up equity shares held (V)	No. Of shares underlying Depository Receipts (VI)	Total nos. shares held (VII) = (IV)+(V)+(VI)	Shareholding as a % of total no. of shares (calculated as per SCRR, 1957) (VIII) As a % of (A+B+C2)	Number of Voting Rights held in each class of securities (IX)			No. Of Shares Underlying Outstanding convertible securities (X)	No. of Shares Underlying Outstanding Warrants (Xi)	No. Of Shares Underlying Outstanding convertible securities and No. Of Warrants (Xi) (a)	Shareholding, as a % assuming full conversion of convertible securities (as a percentage of diluted share capital) (XI)= (VII)+(X) As a % of (A+B+C2)	Number of Locked in shares (XII)		Number of equity shares held in dematerialized form (XIV)	Reason for not providing PAN	Sub-categorization of shares			
								No of Voting (XIV) Rights							Total as a % of Total Voting rights	Shareholding (No. of shares) under						
								Class eg: X	Class eg:y	Total						Sub-category (i)			Sub-category (ii)	Sub-category (iii)		
B4(i) Non Resident Indians (NRIs)																						
Disclosure of shareholder holding more than 1% of total number of shares																						
1	RAJESH K PATEL	AUNPP2770K	1111195			1111195	4.91	1111195		1111195	4.91		0	0	4.72	0	0.00	1111195		0	0	0
	Total		1111195			1111195	4.91	1111195		1111195	4.91		0	0	4.72	0	0.00	1111195		0	0	0



Table VI - Statement showing foreign ownership limits

Particular	Approved limits (%)	Limits utilized (%)
As on shareholding date	100.00	6.06
As on the end of previous 1st quarter	100.00	4.83
As on the end of previous 2nd quarter	100.00	3.93
As on the end of previous 3rd quarter	100.00	2.46
As on the end of previous 4th quarter	100.00	0.09

Notes :-

1) "Approved Limits (%)" means the limit approved by Board of Directors / shareholders of the Listed entity. In case the listed entity has no Board approved limit, provide details of sectoral / statutory cap prescribed by Government / Regulatory Authorities

2) Details of Foreign ownership includes foreign ownership / investments as specified in Rule 2(s) of the Foreign Exchange Management (Non-debt Instruments) Rules, 2019, made under the Foreign Exchange Management Act, 1999.

