

# PRAVEG COMMUNICATION USA INC

## SPECIAL PURPOSE STANDALONE FINANCIAL STATEMENTS FOR FY 2023-24

**D R Panchal & Co.**  
Chartered Accountants  
2741, Khamar No Khancho,  
Dariapur, Ahmedabad - 380001  
email: divyang0808@gmail.com



**D. R. Panchal & CO**  
**Chartered Accountants**

2741, Khamar No Khancho, Dariapur,  
Ahmedabad - 380001  
email : divyang0808@gmail.com

**ACCOUNTANT'S COMPILATION REPORT**

To

**Board of Directors**

**PRAVEG LIMITED**

(Formerly Praveg Communications (India) Limited)

We have compiled the accompanying financial statements of **PRAVEG COMMUNICATIONS USA INC** based on information you have provided. These financial statements comprise the Balance Sheet as at March 31, 2024, the statement of Profit and Loss for the year then ended on March 31, 2024, and a summary of significant accounting policies and other explanatory information.

We performed this compilation engagement in accordance with Standard on Related Services 4410 (Revised), Compilation Engagements.

We have applied our expertise in accounting and financial reporting to assist you in the preparation and presentation of these financial statements in accordance with accounting principles generally accepted in India i.e. as per section 133 of companies Act 2013. We have complied with relevant ethical requirements.

These financial statements and the accuracy and completeness of the information used to compile them are your responsibility.

Since a compilation engagement is not an assurance engagement, we are not required to verify the accuracy or completeness of the information you provided to us to compile these financial statements. Accordingly, we do not express an audit opinion or a review conclusion on whether these financial statements are prepared in accordance with accounting principles generally accepted in India.



**For, D R Panchal & CO.**

Chartered Accountants

FRN. 144532W

*D. R. Panchal*

**D. R. Panchal**

Proprietor

Membership No.177580

UDIN: 24177580BKLSSM7128

Place: Ahmedabad

Date: 24-05-2024


# PRAVEG COMMUNICATIONS USA INC

Special Purpose Standalone Balance Sheet as on 31-3-2024


Amount in Rs.

Particulars	Notes No.	As at 31-Mar-24	As at 31-Mar-23
<b>Assets</b>			
Non-current Assets			
(a) Property, Plant and Equipment	1	0.00	0.00
Total Non-current Assets		0.00	0.00
Current Assets			
(a) Financial Assets			
(i) Trade Receivables		0.00	0.00
(ii) Cash and Cash Equivalents	2	12,23,346.00	12,51,699.63
Total Current Assets		12,23,346.00	12,51,699.63
Total Assets		12,23,346.00	12,51,699.63
<b>Equity and liabilities</b>			
Equity			
(a) Equity Share Capital	3	6,399.00	6,399.00
(b) Other Equity	4	10,52,284.00	9,59,721.65
Total Equity		10,58,683.00	9,66,120.65
Liabilities			
Current Liabilities			
(a) Financial Liabilities			
(i) Current Borrowings	5	1,64,663.00	2,85,578.98
(ii) Trade Payables		0.00	0.00
Total Current Liabilities		1,64,663.00	2,85,578.98
Total Liabilities		1,64,663.00	2,85,578.98
Total Equity and Liabilities		12,23,346.00	12,51,699.63

For, Praveg Limited

  
Director

Ahmedabad  
24-05-2024



For, D R Panchal & CO.  
Chartered Accountants  
FRN. 144532W



D R Panchal  
Proprietor  
Membership No.177580

Ahmedabad  
24-05-2024

# PRAVEG COMMUNICATIONS USA INC

## Special Purpose Standalone Statement of Profit and Loss for the year ended 31-3-2024


Amount in Rs.

Particulars	Notes No.	For the Year ended 31-3-2024	For the Year ended 31-3-2023
Revenue from Operations	6	17,91,319.80	9,84,175.17
Total Income		17,91,319.80	9,84,175.17
Expenses			
Event Expense	7	14,99,709.60	3,94,391.75
Finance Costs	8	1,249.76	3,786.16
Depreciation and Amortisation Expense	1	0.00	0.00
Other Expenses	9	2,11,875.64	49,601.00
Total Expenses		17,12,835.00	4,47,778.91
Profit / (Loss) before exceptional items and Tax		78,484.80	5,36,396.26
Exceptional items		0.00	0.00
Profit / (Loss) before tax		78,484.80	5,36,396.26
Tax Expense:			
Current Tax		0.00	0.00
Deferred Tax		0.00	0.00
		0.00	0.00
Profit (Loss) for the period from continuing operations		78,484.80	5,36,396.26
Total comprehensive income and Profit and Loss for the year		78,484.80	5,36,396.26
Earnings Per Equity Share (EPS) [for discontinued & continuing operations]			
Basic and Diluted EPS (Rs.)		784.85	5,363.96

For, Praveg Limited

Director

Ahmedabad  
24-05-2024



For, D R Panchal & CO.

Chartered Accountants

FRN. 144532W

D.R. Panchal

D R Panchal

Proprietor

Membership No.177580

Ahmedabad  
24-05-2024



**1 Basis of preparation and presentation**

Standalone Financial Statements of the Company have been prepared as per Indian Accounting Standards (Ind AS) in accordance with the Companies (Indian Accounting Standards) Rules, 2015, as amended from time to time, notified under Section 133 of Companies Act, 2013, (the 'Act') and other relevant provisions of the Act.

**2 Cash vs Accruable**

The Company is accounting on cash basis instead of Accruable Basis as required by Generally accepted accounting Standard Specified under section 133 of companies Act, 2013 in India. This Financial Statement are prepared on accruable basis and reconciliation on different arises on balance is given in note number :-

**3 Foreign currency transaction and balances**

Foreign currency transactions are translated into the functional currency using the exchange rates at the dates of the transactions. Foreign exchange gains and losses resulting from the settlement of such transactions and from the translation of monetary assets and liabilities denominated in foreign currencies at year end exchange rates are generally recognised in profit or loss.

Foreign exchange differences regarded as an adjustment to borrowing costs are presented in the statement of profit and loss, within finance costs. All other foreign exchange gains and losses are presented in the statement of profit and loss on a net basis within other gains/(losses).

**4 Financial Instruments**

Financial assets and financial liabilities are recognised when a Company becomes a party to the contractual provisions of the instruments.

**Initial Recognition**

Financial assets and financial liabilities are initially measured at fair value. Transaction costs that are directly attributable to the acquisition or issue of financial assets and financial liabilities (other than financial assets and financial liabilities at fair value through profit or loss and ancillary costs related to borrowings) are added to or deducted from the fair value of the financial assets or financial liabilities, as appropriate, on initial recognition. Transaction costs directly attributable to the acquisition of financial assets or financial liabilities at fair value through profit or loss are recognised immediately in Statement of Profit and Loss.

**Classification and Subsequent Measurement: Financial Assets**

The Company classifies financial assets as subsequently measured at amortised cost, fair value through other comprehensive income ("FVOCI") or fair value through profit or loss ("FVTPL") on the basis of following:

- the entity's business model for managing the financial assets and
- the contractual cash flow characteristics of the financial asset.

**(i) Amortised Cost**

A financial asset shall be classified and measured at amortised cost if both of the following conditions are met:

- the financial asset is held within a business model whose objective is to hold financial assets in order to collect contractual cash flows and
- the contractual terms of the financial asset give rise on specified dates to cash flows that are solely payments of principal and interest on the principal amount outstanding.

**(ii) Fair Value through other comprehensive income**

A financial asset shall be classified and measured at fair value through OCI if both of the following conditions are met:

- the financial asset is held within a business model whose objective is achieved by both collecting contractual cash flows and selling financial assets and
- the contractual terms of the financial asset give rise on specified dates to cash flows that are solely payments of principal and interest on the principal amount outstanding.

**(iii) Fair Value through Profit or Loss**

A financial asset shall be classified and measured at fair value through profit or loss unless it is measured at amortised cost or at fair value through OCI.

All recognised financial assets are subsequently measured in their entirety at either amortised cost or fair value, depending on the classification of the financial assets.



#### Classification and Subsequent Measurement: Financial liabilities

Financial liabilities are classified as either financial liabilities at FVTPL or 'other financial liabilities'.

##### (i) Financial Liabilities at FVTPL

Financial liabilities are classified as at FVTPL when the financial liability is held for trading or are designated upon initial recognition as FVTPL. Gains or Losses on liabilities held for trading are recognised in the Statement of Profit and Loss.

##### (ii) Other Financial Liabilities:

Other financial liabilities (including borrowings and trade and other payables) are subsequently measured at amortised cost using the effective interest method.

The effective interest method is a method of calculating the amortised cost of a financial liability and of allocating interest expense over the relevant period. The effective interest rate is the rate that exactly discounts estimated future cash payments (including all fees and points paid or received that form an integral part of the effective interest rate, transaction costs and other premiums or discounts) through the expected life of the financial liability, or (where appropriate) a shorter period, to the net carrying amount on initial recognition.

#### Impairment of financial assets

Financial assets, other than those at FVTPL, are assessed for indicators of impairment at the end of each reporting period. The Company recognises a loss allowance for expected credit losses on financial asset. In case of trade receivables, the Company follows the simplified approach permitted by Ind AS 109 – Financial Instruments for recognition of impairment loss allowance. The application of simplified approach does not require the Company to track changes in credit risk. The Company calculates the expected credit losses on trade receivables using a provision matrix on the basis of its historical credit loss experience.

#### Derecognition of financial assets

The Company derecognises a financial asset when the contractual rights to the cash flows from the asset expire, or when it transfers the financial asset and substantially all the risks and rewards of ownership of the asset to another party. If the Company neither transfers nor retains substantially all the risks and rewards of ownership and continues to control the transferred asset, the Company recognises its retained interest in the asset and an associated liability for amounts it may have to pay. If the Company retains substantially all the risks and rewards of ownership of a transferred financial asset, the Company continues to recognise the financial asset and also recognises a collateralised borrowing for the proceeds received.

On derecognition of a financial asset in its entirety, the difference between the asset's carrying amount and the sum of the consideration received and receivable and the cumulative gain or loss that had been recognised in other comprehensive income and accumulated in equity is recognised in profit or loss if such gain or loss would have otherwise been recognised in profit or loss on disposal of that financial asset.

#### Derecognition of financial liabilities

A financial liability is derecognized when the obligation under the liability is discharged or cancelled or expires. When an existing financial liability is replaced by another from the same lender on substantially different terms, or the terms of an existing liability are substantially modified, such an exchange or modification is treated as the derecognition of the original liability and the recognition of a new liability. The difference in the respective carrying amounts is recognized in the statement of profit or loss.

#### Investment in Subsidiaries, Associates and Joint Ventures

The Company has accounted for its investments in Subsidiaries, associates and joint venture at cost less impairment loss (if any). The investments in preference shares with the right of surplus assets which are in nature equity in accordance with Ind AS 32 are treated as separate category of investment and measured as at FVTOCI.

#### Offsetting of financial instruments

Financial assets and financial liabilities are offset and the net amount is reported in the balance sheet if there is a currently enforceable legal right to offset the recognised amounts and there is an intention to settle on a net basis, to realise the assets and settle the liabilities simultaneously.

#### Derivative financial instruments

Derivative financial instruments are initially recognised at fair value on the date on which a derivative contract is entered into and are subsequently re-measured at fair value. Derivatives are carried as financial assets when the fair value is positive and as financial liabilities when the fair value is negative.

#### Financial liabilities and equity instruments

##### Classification as debt or equity

Debt and equity instruments issued by the Company are classified as either financial liabilities or as equity in accordance with the substance of the contractual arrangements and the definitions of financial liability and an equity instrument.





#### Equity instruments

An equity instrument is any contract that evidences a residual interest in the assets of an entity after deducting all of its liabilities. Equity instruments issued by a Company are recognised at the proceeds received.

#### 5 Revenue recognition

Revenue is recognised to the extent that it is probable that the economic benefits will flow to the Company and the revenue can be reliably measured, regardless of when the payment is being made. Revenue from contracts with customers for sale of Goods or Services is recognized when either at a point in time or over time, when (or as) the Company satisfies performance obligations by transferring the promised goods or service to its customers and there is a certainty of collection of revenue. If the Company collects any tax with revenue, it is on behalf of the Government and, therefore, these are not economic benefits flowing to the Company. Hence, they are excluded from revenue. Revenue is disclosed net of discounts, incentives and returns, as applicable.

#### 6 Provisions, Contingent Liabilities and Contingent Assets

Provisions are recognised when the Company has a present obligation (legal or constructive) as a result of a past event and it is probable that an outflow of resources, that can be reliably estimated, will be required to settle such an obligation.

If the effect of the time value of money is material, provisions are determined by discounting the expected future cash flows to net present value using an appropriate pre-tax discount rate that reflects current market assessments of the time value of money and, where appropriate, the risks specific to the liability. Unwinding of the discount is recognised in the Statement of Profit and Loss as a finance cost. Provisions are reviewed at each reporting date and are adjusted to reflect the current best estimate.

A present obligation that arises from past events where it is either not probable that an outflow of resources will be required to settle or a reliable estimate of the amount cannot be made, is disclosed as a contingent liability. Contingent liabilities are also disclosed when there is a possible obligation arising from past events, the existence of which will be confirmed only by the occurrence or non-occurrence of one or more uncertain future events not wholly within the control of the Company.

Claims against the Company where the possibility of any outflow of resources in settlement is remote, are not disclosed as contingent liabilities.

Contingent assets are not recognised in financial statements since this may result in the recognition of income that may never be realised. However, when the realisation of income is virtually certain, then the related asset is not a contingent asset and is recognised.

#### 7 Earnings per share

##### Basic earnings per share

Basic earnings per share is calculated by dividing:

- the profit attributable to owners of the company
- by the weighted average number of equity shares outstanding during the financial year, adjusted for bonus elements in equity shares issued during the year

##### Diluted earnings per share

Diluted earnings per share adjusts the figures used in the determination of basic earnings per share to take into account:

- the after income tax effect of interest and other financing costs associated with dilutive potential equity
- the weighted average number of additional equity shares that would have been outstanding assuming the conversion of all dilutive potential equity shares.

#### 8 Cash and cash equivalents

Cash and cash equivalent in the balance sheet comprise cash at banks and on hand and short-term deposits with an original maturity of three months or less, which are subject to an insignificant risk of changes in value.

For the purpose of the statement of cash flows, cash and cash equivalents consist of cash and short-term deposits, as defined above, net of outstanding bank overdrafts as they are considered an integral part of the Company's cash management.



## 9 Cash Flow Statement

Cash Flows are reported using the indirect method, whereby profit before tax is adjusted for the effects of transactions of a non-cash nature, any deferrals or accruals of past or future operating cash receipts or payments and item of income or expenses associated with investing or financing cash flows. The cash flows from operating, investing and financing activities of the company are segregated.

## 10 Non-current assets (or disposal groups) classified as held for disposal:

Assets are classified as held for disposal and stated at the lower of carrying amount and fair value less costs to sell.

To classify any Asset as "Asset held for disposal" the asset must be available for immediate sale and its sale must be highly probable. Such assets or group of assets are presented separately in the Balance Sheet, in the line "Assets held for disposal". Once classified as held for disposal, intangible assets and PPE are no longer amortised or depreciated.

## 11 Current/non current classification

The Company presents assets and liabilities in the balance sheet based on current/ non-current classification. An asset is treated as current when it is:

- Expected to be realised or intended to be sold or consumed in normal operating cycle
- Held primarily for the purpose of trading
- Expected to be realised within twelve months after the reporting period, or
- Cash or cash equivalent unless restricted from being exchanged or used to settle a liability for at least twelve months after the reporting period

All other assets are classified as non-current.

A liability is current when:

- It is expected to be settled in normal operating cycle
- It is held primarily for the purpose of trading
- It is due to be settled within twelve months after the reporting period, or
- There is no unconditional right to defer the settlement of the liability for at least twelve months after the reporting period

The company classifies all other liabilities as non-current.

Deferred tax assets and liabilities are classified as non-current assets and liabilities.

The operating cycle is the time between the acquisition of assets for processing and their realisation in cash and cash equivalents.

The company has identified twelve months as its operating cycle.

## 12 Significant accounting judgements, estimates and assumptions

The preparation of these financial statements in conformity with the recognition and measurement principles of Ind AS requires the management of the Company to make estimates and assumptions that affect the reported balances of assets and liabilities, disclosures relating to contingent liabilities as at the date of the financial statements and the reported amounts of income and expense for the periods presented.

This note provides an overview of the areas that involved a higher degree of judgement or complexity, and of items which are more likely to be materially adjusted due to estimates and assumptions turning out to be different than those originally assessed. Detailed information about each of these estimates and judgements is included in relevant notes together with information about the basis of calculation for each affected line item in the financial statements.

### Fair value measurement of Financial Instruments

When the fair values of financial assets and financial liabilities recorded in the financial statements cannot be measured based on quoted prices in active markets, their fair value is measured using valuation techniques which involve various judgements and assumptions.

### Estimation of net realizable value for inventories

Inventory is stated at the lower of cost and net realizable value (NRV). NRV for completed inventory is assessed by reference to market conditions and prices existing at the reporting date as determined by the Company, based on comparable transactions identified.





**Impairment of non - financial assets**

The Company assesses, at each reporting date, whether there is an indication that an asset may be impaired. If any indication exists, or when annual impairment testing for an asset is required, the Company estimates the asset's recoverable amount. An asset's recoverable amount is the higher of an asset's or cash-generating unit's (CGU) fair value less costs of disposal and its value in use. Recoverable amount is determined for an individual asset, unless the asset does not generate cash inflows that are largely independent of those from other assets or groups of assets. When the carrying amount of an asset or CGU exceeds its recoverable amount, the asset is considered impaired and is written down to its recoverable amount.

In assessing value in use, the estimated future cash flows are discounted to their present value using a pre-tax discount rate that reflects current market assessments of the time value of money and the risks specific to the asset. In determining fair value less costs of disposal, recent market transactions are taken into account. If no such transactions can be identified, an appropriate valuation model is used.

**Recoverability of trade receivables**

In case of trade receivables, the Company follows the simplified approach permitted by Ind AS 109 – Financial Instruments for recognition of impairment loss allowance. The application of simplified approach does not require the Company to track changes in credit risk. The Company calculates the expected credit losses on trade receivables using a provision matrix on the basis of its historical credit loss experience.

**Taxes and valuation of deferred tax assets**

Significant management judgement is required to determine the amounts of current taxes, deferred taxes and tax credits that can be recognised, based upon the likely timing and the level of future taxable profits together with future tax planning strategies.

The Company reviews the carrying amount of deferred tax assets at the end of each reporting period. The policy for the same has been explained under policies above.

**Defined benefit plans**

The cost of the defined benefit gratuity plan and other post-employment medical benefits and the present value of the gratuity obligation are determined using actuarial valuations. An actuarial valuation involves making various assumptions that may differ from actual developments in the future. These include the determination of the discount rate, future salary increases and mortality rates. Due to the complexities involved in the valuation and its long-term nature, a defined benefit obligation is highly sensitive to changes in these assumptions. All assumptions are reviewed at each reporting date.

**13 Property, Plant and Equipment**

Property, plant and equipment are stated at cost, net of accumulated depreciation and accumulated impairment losses, if any. Freehold land and Leasehold Land are stated at cost. The cost comprises purchase price, borrowing costs if capitalization criteria are met and directly attributable cost of bringing the asset to its working condition for the intended use. Any trade discounts and rebates are deducted in arriving at the purchase price.

Each part of an item of property, plant and equipment with a cost that is significant in relation to the total cost of the item is depreciated separately. When significant parts of plant and equipment are required to be replaced at intervals, the Company depreciates them separately based on their specific useful lives. Likewise, when a major inspection is performed, its cost is recognized in the carrying amount of the plant and equipment as a replacement if the recognition criteria are satisfied. All other repair and maintenance costs are recognized in profit or loss as incurred.

Subsequent expenditure related to an item of property, plant and equipment is added to its book value only if it increases the future benefits from its previously assessed standard of performance. All other expenses on existing property, plant and equipment, including day-to-day repair and maintenance expenditure and cost of replacing parts, are charged to the statement of profit and loss for the period during which such expenses are incurred.


Borrowing costs directly attributable to acquisition of property, plant and equipment which take substantial period of time to get ready for its intended use are also included to the extent they relate to the period till such assets are ready to be put to use.

Advances paid towards the acquisition of property, plant and equipment outstanding at each balance sheet date is classified as capital advances under other non-current assets.

An item of property, plant and equipment and any significant part initially recognized is de-recognized upon disposal or when no future economic benefits are expected from its use or disposal. Any gain or loss arising on de-recognition of the asset (calculated as the difference between the net disposal proceeds and the carrying amount of the asset) is included in the statement of profit and loss when the Property, plant and equipment is de-recognized.

Expenditure directly relating to construction activity is capitalized. Indirect expenditure incurred during construction period is capitalized to the extent to which the expenditure is indirectly related to construction or is incidental thereto. Other indirect expenditure (including borrowing costs) incurred during the construction period which is neither related to the construction activity nor is incidental thereto is charged to the statement of profit and loss.

Costs of assets not ready for use at the balance sheet date are disclosed under capital work-in-progress.



**PRAVEG COMMUNICATIONS USA INC**

Notes to Special Purpose financial statements for the year ended on March 31, 2024

**1 Property, Plant and Equipment**

Amount in Rs.

Particulars	31/Mar/2024	31/Mar/2023
<b>Gross Block</b>	<b>Furniture and Equipment</b>	<b>Furniture and Equipment</b>
Opeing Balance of Gross Block	2,49,326.00	2,49,326.00
Addition/Transfer during the year	0.00	0.00
Sale/Transfer during the Year	0.00	0.00
Claosing Balance of Gross Block	2,49,326.00	2,49,326.00
<b>Depreciation Reserve</b>		
Opeing Balance of Depreciation Reserve	2,49,326.00	2,49,326.00
Addition/Transfer during the year	0.00	0.00
Sale/Transfer during the Year	0.00	0.00
Depreciation for the Year	0.00	0.00
Claosing Balance of Depreciation Reserve	2,49,326.00	2,49,326.00
<b>Total Property, Plant and Equipment</b>	<b>0.00</b>	<b>0.00</b>

**2 Cash and Cash Equivalents**

Particulars	31/Mar/2024	31/Mar/2023
Balances with banks		
In current accounts	12,23,346.00	12,51,699.63
Cash on Hand	0.00	0.00
<b>Total Cash and Cash Equivalents</b>	<b>12,23,346.00</b>	<b>12,51,699.63</b>

**3 Equity Share Capital**


Particulars	31/Mar/2024	31/Mar/2023
Authorised, Issues, Subscribed and fully Paid Up Capital		
100 Equity Shares of \$ 1/- each fully paid up equivalent to indian rupees at historical cost.	6,399.00	6,399.00
<b>Total Equity Share Capital</b>	<b>6,399.00</b>	<b>6,399.00</b>

**a. Reconciliation of the shares outstanding at the beginning and at the end of the reporting year**

Equity Shares	As at 31-Mar-24 No. Shares	As at 31-Mar-24 (Rs.in INR)	As at 31-Mar-23 No. Shares	As at 31-Mar-23 (Rs.in INR)
At the beginning of the Year -Fully Paid Up	100	6,399.00	100	6,399.00
Add : Addition during the year	0	0.00	0	0.00
Outstanding at the end of the year	100	6,399.00	100	6,399.00

**b. Terms/rights attached to equity shares**

The Company has only one class of equity shares having par value of \$ 1/- per share.



PRAVEG COMMUNICATIONS USA INC

Notes to Special Purpose financial statements for the year ended on March 31, 2024

C. Details of shareholders holding more than 5% shares in the Company


Particulars	As at		As at	
	31-Mar-24		31-Mar-23	
	No. Shares	% holding in the class	No. Shares	% holding in the class
Equity shares of \$ 1/- each fully paid				
Praveg Communications (India) Ltd.	100	100.00%	100	100.00%
<b>Total</b>	<b>100</b>	<b>100.00%</b>	<b>100</b>	<b>100.00%</b>

4 Other Equity

Particulars	31/Mar/2024	31/Mar/2023
<b>Retained Earnings</b>		
Opening Balance	8,97,177.26	3,60,781.00
Add :		
Adjustment in Opening Currency Difference	56,753.94	0.00
Profit / (Loss) for the period	78,484.80	5,36,396.26
<b>Closing Balance of Retained Earnings</b>	<b>10,32,416.00</b>	<b>8,97,177.26</b>
<b>FCTR</b>		
Opening Balance	62,544.39	11,585.00
Add :		
Adjustment in Opening Currency Difference	0.00	0.00
Current year difference	(42,676.39)	50,959.39
<b>Closing Balance of FCTR</b>	<b>19,868.00</b>	<b>62,544.39</b>
<b>Total Other Equity</b>	<b>10,52,284.00</b>	<b>9,59,721.65</b>

5 Current Borrowings

Particulars	31/Mar/2024	31/Mar/2023
<b>UNSECURED :-</b>		
i Loan from related party		
Praveg Communications (India) Ltd.	0.00	0.00
ii Loan from Unrelated party	1,64,663	2,85,579
<b>Total Current Borrowings</b>	<b>1,64,663.00</b>	<b>2,85,578.98</b>





# PRAVEG COMMUNICATIONS USA INC

Notes to Special Purpose financial statements for the year ended on March 31, 2024

## 6 Revenue from Operations

Amount in Rs.

PARTICULARS	For the Year ended 31-3-2024	For the Year ended 31-3-2023
Sponsorship Income	17,91,319.80	9,84,175.17
Total of evenue from Operations	17,91,319.80	9,84,175.17

## 7 Event Expense

PARTICULARS	For the Year ended 31-3-2024	For the Year ended 31-3-2023
Food Expense	0.00	1,18,317.53
Printing Expense	0.00	1,18,317.52
Rent Expense	14,99,709.60	0.00
Temp Help	0.00	1,57,756.70
Total of vent Expense	14,99,709.60	3,94,391.75


## 8 Finance Costs

PARTICULARS	For the Year ended 31- 3-2024	For the Year ended 31- 3-2023
Other borrowing costs		
Bank Commission & Charges	1,249.76	3,786.16
Total of inance Costs	1,249.76	3,786.16


## 9 Other Expenses

PARTICULARS	For the Year ended 31- 3-2024	For the Year ended 31- 3-2023
Professional Fees	41,658.60	43,648.88
Income Tax Expense of Earlier Years	1,70,217.04	5,952.12
Total of ther Expenses	2,11,875.64	49,601.00

For, Praveg Limited

  
Director

Ahmedabad  
24-05-2024



For, D R Panchal & CO.

Chartered Accountants  
FRN. 144532W





D R Panchal  
Proprietor  
Membership No.177580  
Ahmedabad  
24-05-2024